

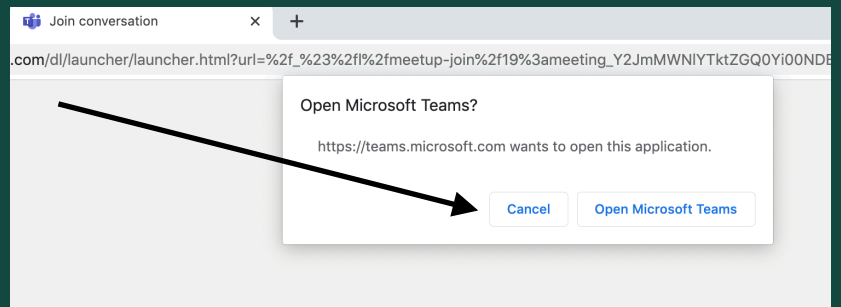
# DDLETB Connect Project

## Accessing your Class Online

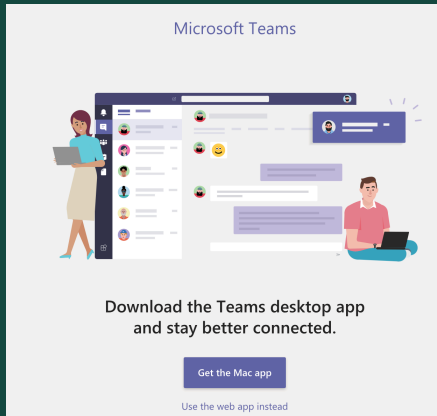
### Joining on a PC, Laptop or Mac

1.

- Click on the link in your Seesaw to join your class in Teams.
- The link will open in your browser.
- Click cancel when asked to OPEN Microsoft Teams.



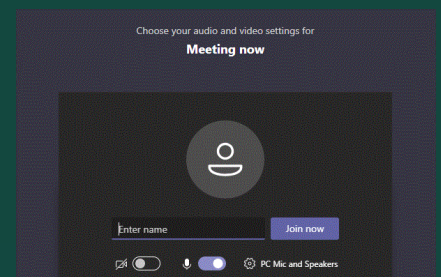
2.



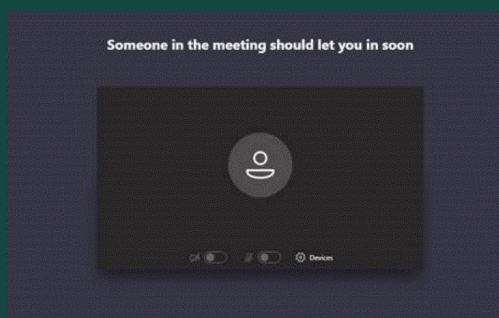
- You will see this screen.
- Click 'use the web app instead'.

3.

- You will see this screen.
- Type your name, as instructed by your teacher, and click 'Join Now'.



4.



Don't panic! Your teacher will let you in soon.

# Joining on a Mobile Device or Phone

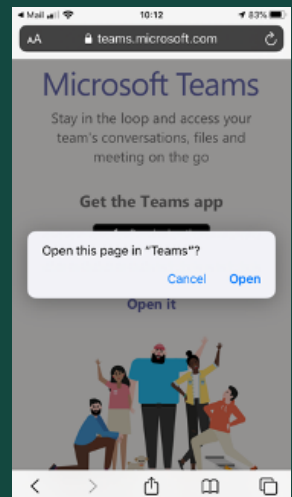
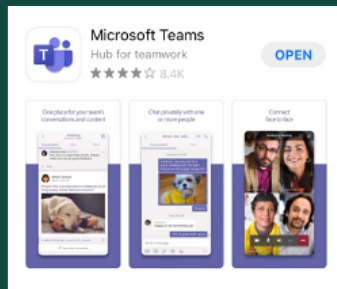
## You will need the TEAMS App.

1.




- Get the app from your device store.

2.



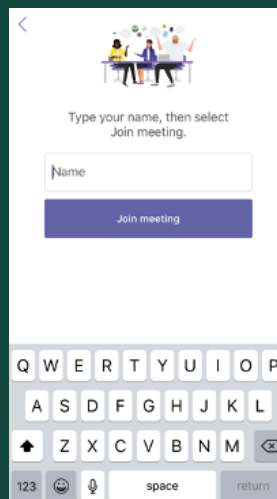
- Click the link in Seesaw to join your class in Teams.
- The link will try to open in the browser.
- It will then request to open in Teams. Click OPEN.

3.



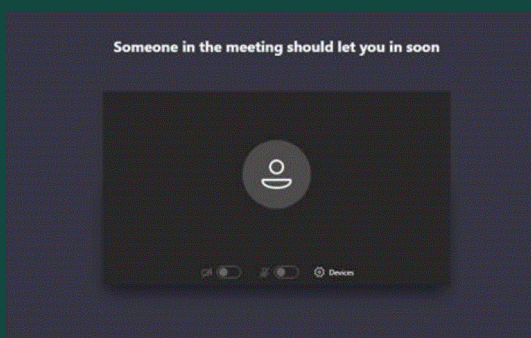
Join as a 'Guest'.

4.



- Enter your name as instructed by your teacher.

5.



Don't panic! Your teacher will let you in soon.